



**National Institutional Ranking Framework**  
Ministry of Human Resource Development  
Government of India



## DCS Full Report COLLEGE

**Institute ID:** IR17-COLL-1-21103

**Institute Name:** H L College of Commerce

**Status:** Submitted **Edited:** Yes

### Sanctioned (Approved) Intake

Academic Year	2015-16	2014-15	2013-14	2012-13	2011-12
UG [3 Years Program(s)]	600	600	600	---	---
PG [2 Years Program(s)]	100	100	---	---	---

### Total Actual Student Strength (Program(s) Offered by Your Institution)

All programs of all years)	No. of Male Students	No. of Female Students	Total Students	Within State (Including male & female)	Outside State (Including male & female)	Outside Country (Including male & female)	Economically Backward (Including male & female)	Socially Challenged (SC+ST+OBC Including male & female)
UG	815	900	1715	1705	10	0	715	885
PG	78	177	255	250	5	0	100	68

### Placement & Higher Studies

## UG [3 Years Program(s)]: Placement &amp; higher studies for previous 3 years

Academic Year	No. of first year students admitted in the year	Academic Year	No. of students graduating in minimum stipulated time	No. of students placed through campus placement	Median salary of placed graduates (Amount in Rs.)	No. of students selected for Higher Studies
(2011-12)	576	(2013-14)	375	22	120000 (One Lac Twenty Thousand)	300
(2012-13)	551	(2014-15)	461	19	144000 (One Lac Forty Four Thousand)	369
(2013-14)	571	(2015-16)	496	21	144000 (One Lac Forty Four Thousand)	397

## PG [2 Years Program(s)]: Placement &amp; higher studies for previous 3 years

Academic Year	No. of first year students admitted in the year	Academic Year	No. of students graduating in minimum stipulated time	No. of students placed through campus placement	Median salary of placed graduates (Amount in Rs.)	No. of students selected for Higher Studies
(2012-13)	100	(2013-14)	68	11	120000(One Lac Twenty Thousand)	25
(2013-14)	100	(2014-15)	80	28	168000(One Lac Sixty Eight Thousand)	37
(2014-15)	125	(2015-16)	120	45	216000(Two Lac Sixteen Thousand)	35

## Entrepreneurship

No. of sustained spin-off companies set up over the previous 5 years (2011-2016)(Companies started by the Students/Alumni/Faculty in the institutions business incubators):

## Top University Admission Data

No. of graduating students from your institution who were admitted into Top University/Institution to pursue higher studies in the year 2015-16:

No. of PG students admitted into your institutions from Top Institution in the year 2015-16:

No. of Ph.D students admitted into your institutions from Top Institution in the year 2015-16:





Total No. of PG & Ph.D students admitted:

## Ph.D Student Details

No. of Ph.D students graduated (including Integrated Ph.D)

2015-16	2014-15	2013-14
0	0	0

## Faculty Details

#	Name	Age	Designation	Gender	Qualification	Experience (In Months)	
	1	B M PATEL	50	Associate Professor	Male	M.COM	301
	2	BABUBHAI ISHWARDAS PATEL	61	Other	Male	B.Sc.	424
	3	H R BHARUCHA	54	Other	Male	M.Sc.	370
	4	H S DOSHI	47	Associate Professor	Male	M. Phil	292



#	Name	Age	Designation	Gender	Qualification	Experience (In Months)	
+	5	HETAL B CHOKSHI	43	Associate Professor	Female	Ph.D	273
+	6	KHYATI KOTHARI	33	Other	Female	M. Phil	92
+	7	KINNARI V VACHHRAJANI	56	Associate Professor	Female	M. Phil	374
+	8	MANISHA BHAVSAR	44	Associate Professor	Female	M. Phil	246
+	9	MONA S KELSHIKAR	49	Dean / Principal / Director / Vice Chancellor	Female	Ph.D	325
+	10	N J CHANIYARA	62	Associate Professor	Male	Ph.D	480
+	11	NISHA BHAVSAR	51	Associate Professor	Female	Ph.D	354
+	12	P M PARMAR	52	Associate Professor	Male	M.COM	264
+	13	PARAG SHAH	42	Associate Professor	Male	Ph.D	226
+	14	S S SHAH	59	Associate Professor	Male	C.W.A.	411
+	15	SANDIP K PARMAR	32	Other	Male	M.COM	104
+	16	SAROJ T GAMIT	31	Other	Female	M. Phil	54
+	17	SHRADDHA SONI	39	Other	Female	M.COM	80
+	18	SUDEEP SHAH	38	Other	Male	M. Phil	162
+	19	V M BHATT	60	Associate Professor	Male	M.COM	436
+	20	YOGENDRA D SHASTRI	43	Associate Professor	Male	M. Phil	241

### Financial Resources: Utilised Amount for the Capital & Operational expenditure for previous 3 years

Financial Year	2015-16	2014-15	2013-14
	Utilised Amount	Utilised Amount	Utilised Amount

**Annual Capital Expenditure on Academic Activities and Resources (excluding expenditure on buildings)**

Library	126334 (One Lac Twenty Six Thousand Three Hundred Thirty Four )	186653 (One Lac Eighty Six Thousand Six Hundred Fifty Three)	270065 (Two Lac Seventy Thousand Sixty Five)
New Equipment for Laboratories	0 (Zero)	0 (Zero)	380850 (Three Lac Eighty Thousand Eight Hundred Fifty)
Engineering Workshops	0 (Zero)	0 (Zero)	0 (Zero)
Studios	0 (Zero)	0 (Zero)	0 (Zero)
Other suitably identified academic activities	158964 (One Lac Fifty Eight Thousand Nine Hundred Sixty Four )	61569 (Sixty One Thousand Five Hundred Sixty Nine)	65239 (Sixty Five Thousand Two Hundred Thirty Nine)

**Annual Operational Expenditure**

Salaries (Teaching and Non Teaching staff)	34962956 (Three Crore Forty Nine Lac Sixty Two Thousand Nine Hundred Fifty Six)	31600247 (Three Crore Sixteen Lac Two Hundred Forty Seven)	27985938 (Two Crore Seventy Nine Lac Eighty Five Thousand Nine Hundred Thirty Eight)
Maintenance of Academic Infrastructure or consumables, other running expenditures, Seminars/Conferences/Workshops etc. (excluding maintenance of hostels and allied services)	23876 (Twenty Three Thousand Eight Hundred Seventy Six )	29792 (Twenty Nine Thousand Seven Hundred Ninety Two)	55370 (Fifty Five Thousand Three Hundred Seventy)

**Women Diversity**

No. of women members in senior administrative positions, such as Head of Departments, Dean or Institute Heads in previous academic year (2015-16):

**IPR**



Calendar Year	2015	2014	2013
No. of Patents Filed	0	0	0
No. of Patents Published	0	0	0
No. of Patents Granted	0	0	0
No. of Patents Licensed	0	0	0

Did your institution transferred atleast one technology in the previous three years?:

Financial Year	2015-16	2014-15	2013-14
Earning From Patents (Amount in Rupees)	0	0	0
Enter Amount in Words	ZERO	ZERO	ZERO

## Sponsored Research Details

Financial Year	2015-16	2014-15	2013-14
Total no. of Sponsored Projects	0	1	1
Total no. of Funding Agencies	0	1	1
Total Amount Received (Amount in Rupees)	0	105000	70000
Amount Received in Words	zero	One Lac Five Thousand	Seventy Thousand

## Consultancy Project Details

Financial Year	2015-16	2014-15	2013-14
Total no. of Consultancy Projects	0	0	0
Total no. of Client Organizations	0	0	0
Total Amount Received (Amount in Rupees)	0	0	0

Financial Year	2015-16	2014-15	2013-14
Amount Received in Words	ZERO	ZERO	ZERO

## Executive Development Program

Financial Year	2015-16	2014-15	2013-14
Total no. of Executive Development Programs	0	0	0
Total no. of Participants	0	0	0
Total Annual Earnings (Amount in Rupees)	0	0	0
Total Annual Earnings in Words	ZERO	ZERO	ZERO

## Facilities for PCS: Facilities of physically challenged students

1. Do your institution buildings have Lifts/Ramps?	Yes, in some of the buildings
2. Do your institution have provision for walking aids, including wheelchairs and transportation from one building to another for handicapped students?	Yes, in some of the buildings
3. Do your institution buildings have specially designed toilets for handicapped students?	Yes, in some of the buildings

## Upload Prescribed Formats

Srno	Format Name	Download
1	Consultancy Project Details (Parameter 2D)	Download uploaded format
2	Entrepreneurship Details (Parameter 3A)	Download uploaded format
3	Executive Development Program Details (Parameter 2D)	Download uploaded format

Srno	Format Name	Download
4	Placement Data (Parameter 3A)	Download uploaded format
5	Higher Studies Data (Parameter 3A)	Download uploaded format
6	Sponsored Research Details (Parameter 2D)	Download uploaded format
7	Top University Details (Parameter 3D)	Download uploaded format
8	Top University Details (Parameter 5D)	Download uploaded format

Have you uploaded the all prescribed formats in your website/url/weblocation?:

[www.hlcollege.edu](http://www.hlcollege.edu)